



### Round 5

GCMi 13/415 S.B.

5 ml RB

12,5 gr

52,4 mm

16,7 mm

### Sacramento

GCMi 13/415

9 ml RB

17 gr

56,3 mm

20,5 mm

### Botticelli 6,5

GCMi 13/415/405

6,5 ml

22 gr

46,3 mm

23 mm

### Botticelli 10

GCMi 13/415/405

10 ml

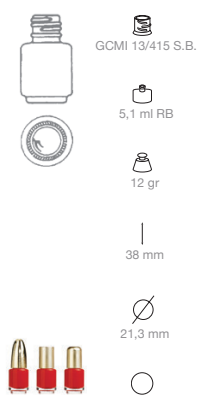
33 gr

54 mm

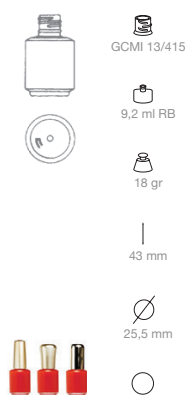
26,2 mm



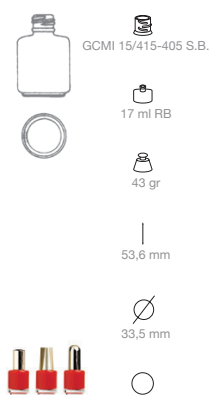
Trent 1/8



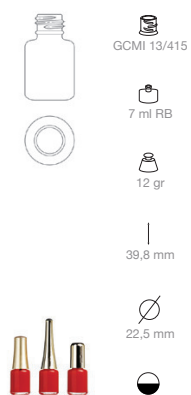
Trent 1/4



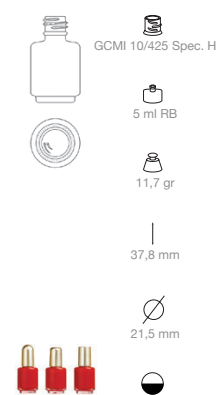
Trent 1/2



Grey

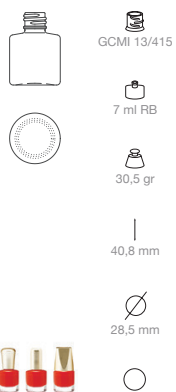


Trentino

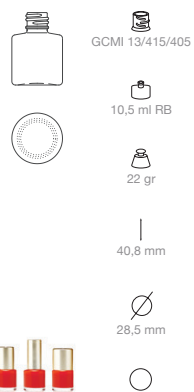




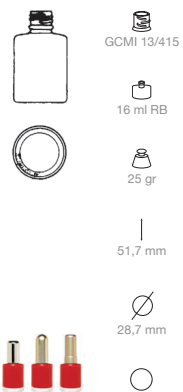
Thames 7



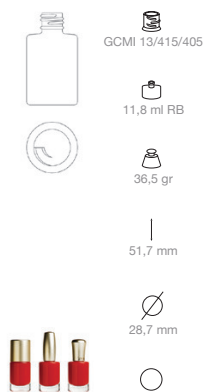
Thames 10,5



Thames 16



Moore



Seine 12

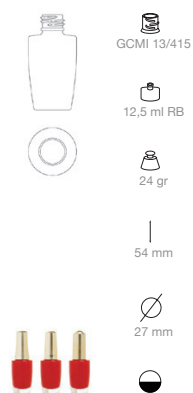




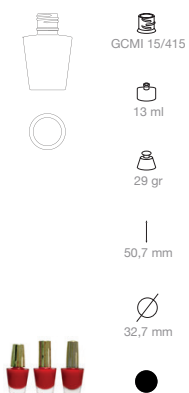
Tiepolo 10,5



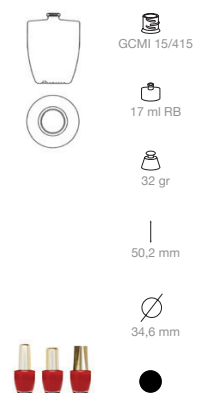
Tiepolo 12,5



Valdor



Lakes 1/2



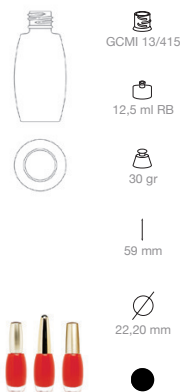
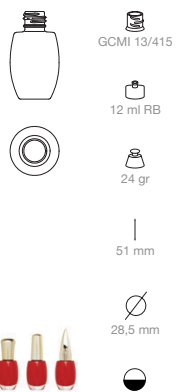


Picabia

Turner

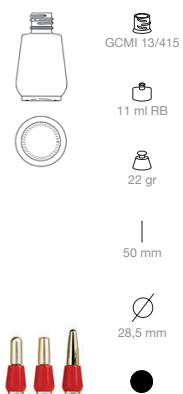
Lautrec

Music

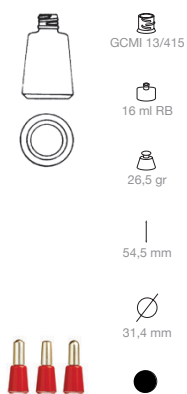




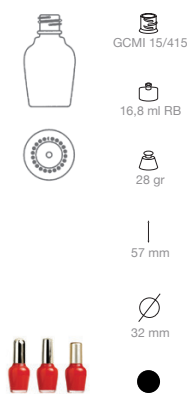
### Hudson



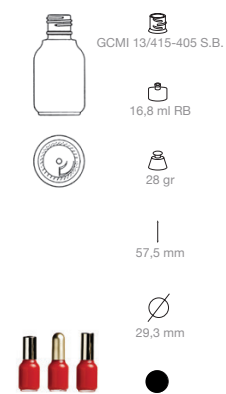
### Missisipi



### Oregon

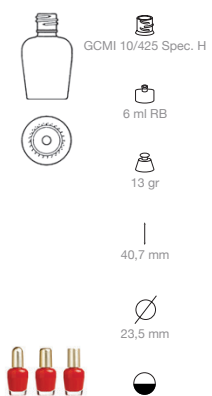


### Liard 1/2





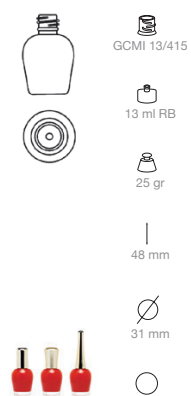
Dalì 5



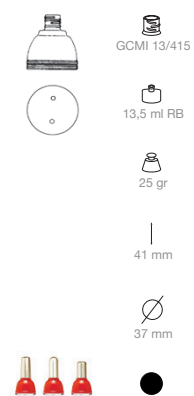
Dalì 10



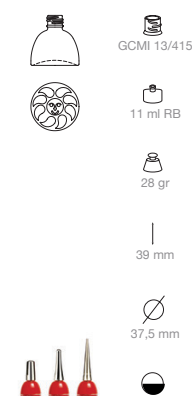
Dalì 13



Manet




Morris







Snapper



GCM1 13/415




15,6 ml RB




25,4 gr

|


46,5 mm




38x26 mm




Sphere 1/2



GCM1 13/415 Spec. H




16,6 ml RB




25 gr

|


46,4 mm




36,4 mm




Goya 6,5



GCM1 10/425 Spec. H




6,5 ml RB



14 gr

|

44,6 mm



26,5x20 mm




Goya 14



GCM1 13/415




14,5 ml RB




28 gr

|

56,1 mm



34,6x23,6 mm







### Carpaccio

GCM1 13/415

11 ml RB

29 gr

60 mm

32x20 mm

### Arp 12

GCM1 13/415

12 ml RB

28 gr

62,5 mm

33x22 mm

### Raffaello

GCM1 13/415

12,5 ml RB

26 gr

56,6 mm

32x20 mm

### Veronese

GCM1 13/415

14 ml RB


28 gr

57,1 mm

34,5x21 mm



### Chagall




GCM1 10/425 Spec.

5,5 ml RB

13 gr

37,7 mm

25,3x16,3 mm



### Gauguin



GCM1 13/415

10 ml RB


20 gr

44 mm

34x22 mm



### Arno




GCM1 13/415/405

12,5 ml RB

25 gr

54,3 mm

34x19 mm



### Man Ray



GCM1 13/415

12,7 ml RB

31 gr


54,4 mm

38x28,5 mm







Yazoo



GCM1 13/415




9 ml RB




23,5 gr

|


46,8 mm




36x17 mm




Watch 1/2



GCM1 13/415




14,6 ml RB




28,5 gr

|


57 mm




47X16,5 mm




Renoir



GCM1 13/415




13 ml RB




25 gr

|


43 mm




42x22 mm




Magritte



GCM1 13/415




13 ml RB




24 gr

|

45,1 mm




41,3x20,7 mm







### Modigliani




GCM1 13/415




12 ml RB




24 gr




45 mm




21X38 mm




### Corot




GCM1 13/415




12,2 ml RB




26 gr



45,7 mm



23,2X41,5 mm



### Soutine




GCM1 13/415



11 ml RB



25 gr




34 mm




36,0 mm




### Columbia




GCM1 13/415




16 ml RB




37 gr



45,6 mm



48x30 mm





### Van Gogh

GCM1 13/415

9 ml RB

19 gr

42,5 mm

28,7 mm

### Canova 16

GCM1 13/415

16 ml RB

30 gr

58,5 mm

32,2x21,2 mm

### Ivy

GCM1 13/415

16 ml RB

32 gr

47,9 mm

48x21,7 mm

### Platte

GCM1 15/415 Spec. H

16,8 ml RB



34 gr



56,9 mm


37,7x23,8 mm





### Yin e Yang




  
 GCMİ 13/415


  
 9 ml RB



  
 22 gr



  
 42,6 mm


  
 37,4x21 mm






### Tao 12




  
 GCMİ 13/415


  
 11,5 ml RB

  
 28 gr

  
 42,6 mm

  
 38,5x23,5 mm

### Sanday


  
 GCMİ 13/415


  
 8,3 ml RB

  
 19 gr

  
 58,5 mm

  
 21x17,5 mm




### Mosel


  
 GCMİ 15/415/405


  
 16,3 ml RB

  
 26 gr

  
 54,2 mm

  
 27,5x23 mm






Osage 1/4

GCM1 13/415

9 ml RB

22,5 gr

47,6 mm

24X24 mm

Watteau

GCM1 13/415

12 ml RB

27 gr

52,7 mm

26X26 mm

Bellini

GCM1 13/415

13 ml RB

30 gr

56 mm

30,96x30,62 mm

Braque

GCM1 13/415

12,5 ml RB

32 gr

42,5 mm

28x37,2 mm



























Rembrandt 12













Whistler 12



Kandinsky


Moreau




 GCM1 13/415  

 12 ml RB  

 35 gr  

 51,5 mm  

 35x21 mm  




 GCM1 13/415  

 13 ml RB  

 25 gr  

 51 mm  

 35x20 mm  




 GCM1 13/415  

 10,5 ml RB  

 33 gr  

 47,45 mm  

 21x37 mm  




 GCM1 13/415/405  

 12 ml  

 33 gr  

 47,4 mm  

 37x21 mm  



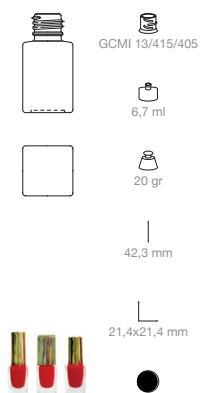




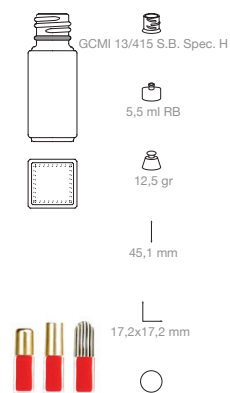
Lempicka 10,5



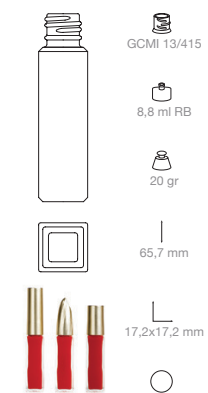
Villon



Square 5



Delaware 8,8





Clyde 9

Clyde 12

Clyde 17

Klimt 10,5

Klimt



GCM1 13/415 S.B.



9 ml RB



28,5 gr


|

48,7 mm



24X24 mm





GCM1 13/415 S.B.



12 ml RB




22,5 gr


|

48,7 mm




24X24 mm






GCM1 15/415




16,8 ml





28 gr

|

55,5 mm



26,1x26,1 mm


GCM1 15/415



10 ml



34 gr

|

45,9 mm



28x28 mm





GCM1 15/415



13,2 ml RB



37 gr

|

51,9 mm

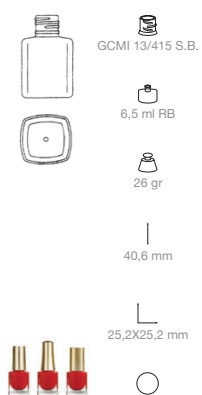


28X28 mm

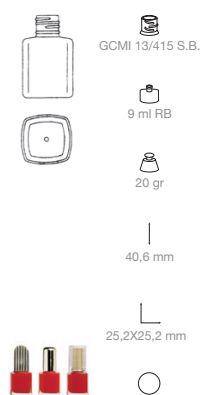




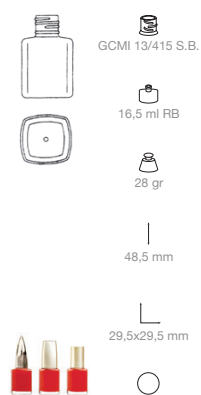

Rhone 6,5



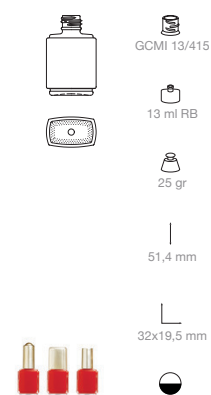
Rhone 1/4



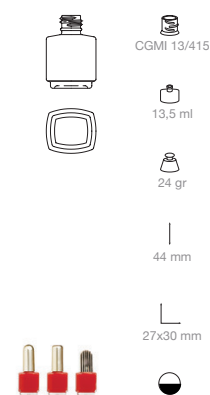
Rhone 1/2



Matisse

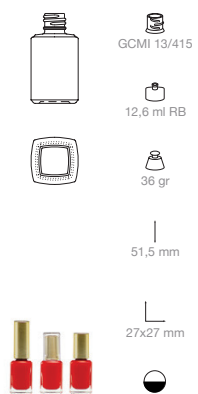


Colorado 3/8





### Limay



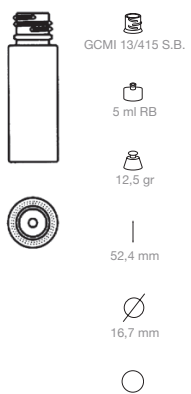
### Mantegna



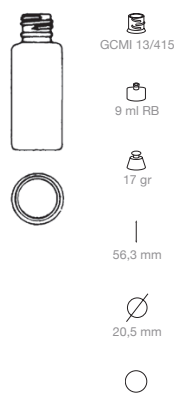




Round 5



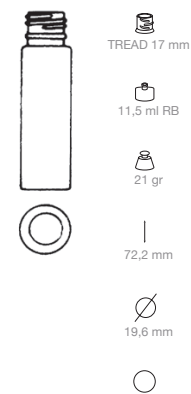
Sacramento



Gange 1/6

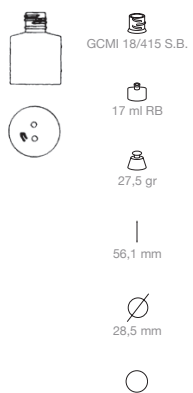


Gange 11

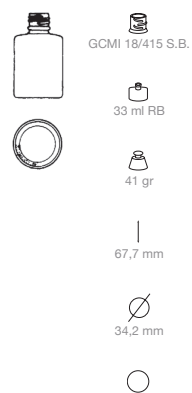




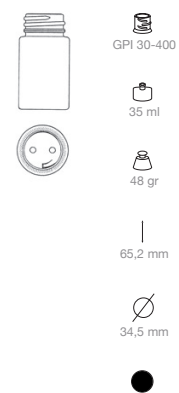
Thames 1/2 18/415



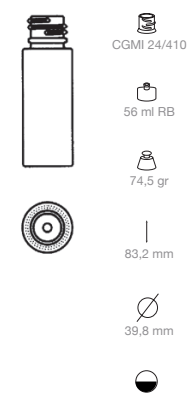
Thames 1



Rupert

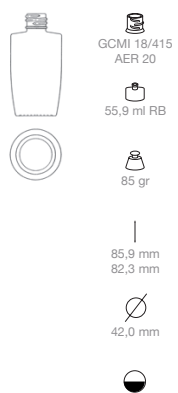


Round B. 50





Van Dick 50



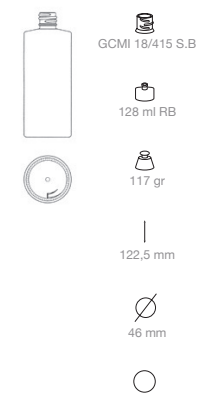
Van Dick 100



Tiber 1



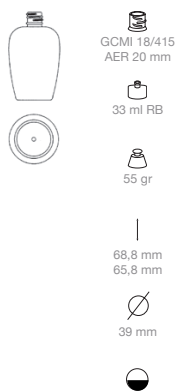
Roy 4 oz



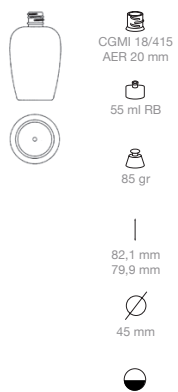




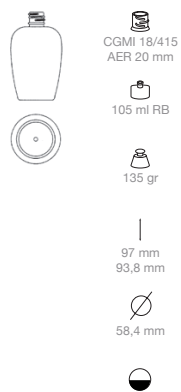
Dalì 30



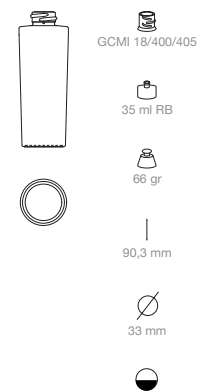
Dalì 50



Dalì 100

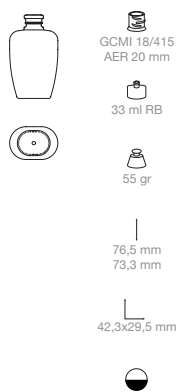


Makeup

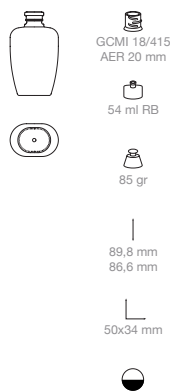




Goya 30



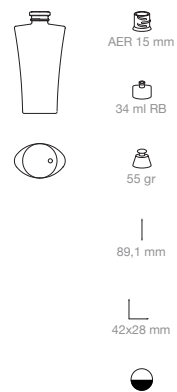
Goya 50



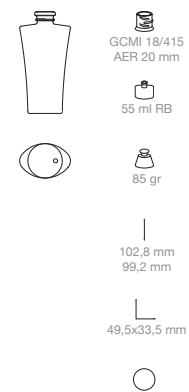
Goya 100



Arp 30



Arp 50

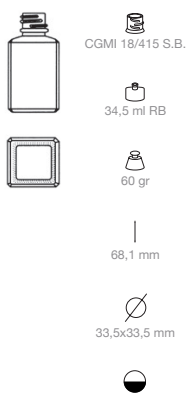


Arp 100

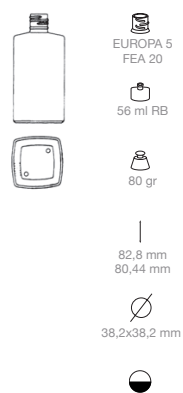




Clyde 1



Caravaggio



Pecos 30



Pecos 50

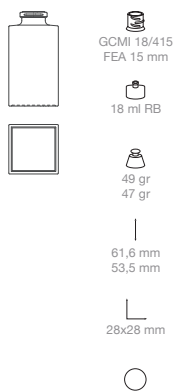


Pecos 100

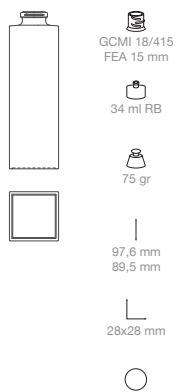




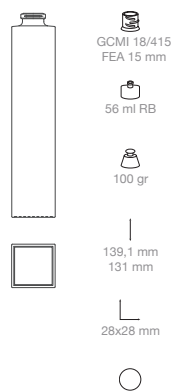
Klee 15



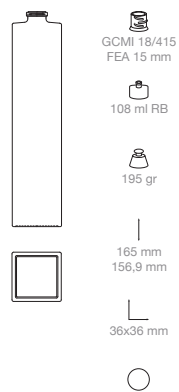
Klee 30



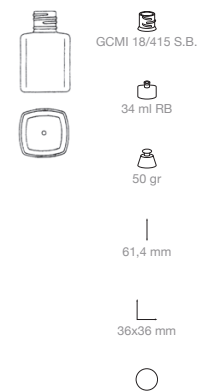
Klee 50



Klee 100









Rhone 1











Nemi 1/2 oz

-  GPI 38/400 Spec. H
-  20,4 ml RB
-  33 gr
-  30,8 mm
-  40,9 mm
- 

Nemi 2 oz

-  GPI 51/400 Spec. H
-  67 ml RB
-  66 gr
-  47,4 mm
-  53,6 mm
- 

Bernini 15

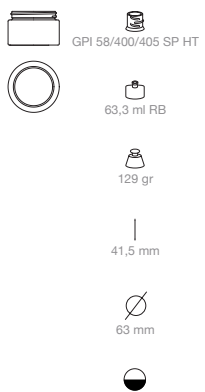
-  GPI 33/400/405
-  15 ml RB
-  52,5 gr
-  27 mm
-  44,5 mm
- 

Bernini 30

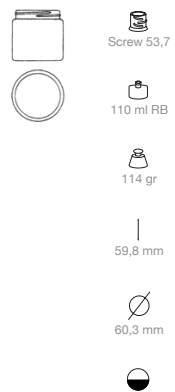
-  GPI 33/400/405
-  36 ml RB
-  87 gr
-  31,5 mm
-  56,5 mm
- 



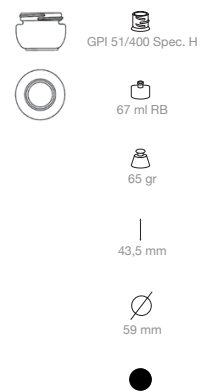
Licata



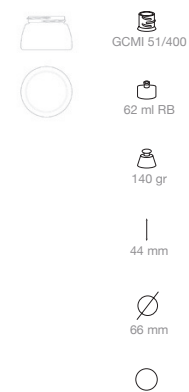
Lotto



Rodin 50



Donatello





### Palladio



Screw 49



39 ml RB



100 gr

40 mm

53 mm



### Tiziano



Screw 55,2



66 ml RB



116 gr

45,8 mm

58,7 mm









Cupola 10

Lauderdale

Maui

Mosca

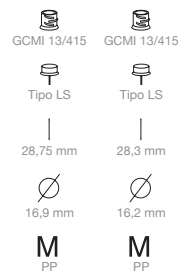


Torino Int.  
Inj./light

Rossella

Moira

Moira Bassa

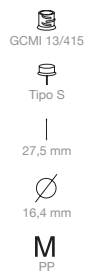


Grenada

Bastia

Minorca

Torino

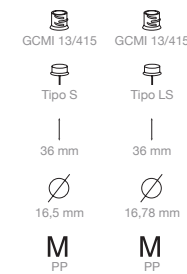
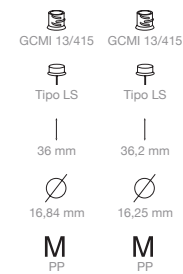


Rome B

Rome B in  
Interna/light

Cupola 13

Maiorca/  
Maiorca int Inj





Istanbul

S. Diego

Venice/  
Venice Int. Inj

Hannover

GCM1 13/415  
Tipo S  
|  
37 mm  
∅  
17 mm  
**M**  
PP

GCM1 13/415  
Tipo AS  
|  
39 mm  
∅  
18,5 mm  
**M**  
PP

GCM1 13/415 Tipo LS  
|  
44 mm  
∅  
16,5 mm  
**M**  
PP

GCM1 13/415 Tipo LS  
|  
43,43 mm  
∅  
16,85 mm  
**M**  
PP

GCM1 13/415  
Tipo LS  
|  
36,55 mm  
∅  
16,95 mm  
**M**  
PP



Sparta

Laredo Matt

Gaudi

Athens

GCM1 13/415  
Tipo LS  
|  
35,4 mm  
∅  
18,4 mm  
**M**  
PP

GCM1 13/415  
Tipo S  
|  
50 mm  
∅  
19,5 mm  
**M**  
PP

GCM1 13/415  
Tipo S  
|  
56 mm  
∅  
19 mm  
**M**  
PP

GCM1 13/415  
Tipo LS  
|  
57 mm  
∅  
22,4 mm  
**M**  
PP



Barrel

Kendo

Kenia

Kendale 13

GCM1 13/415  
Tipo LS  
|  
38,2 mm  
∅  
16,2 mm  
**M**  
PP

GCM1 13/415  
Tipo LS  
|  
36 mm  
∅  
17 mm  
**M**  
PP

GCM1 15/415  
Tipo LS  
|  
32 mm  
∅  
21 mm  
**M**  
PP

GCM1 13/415  
Tipo LS  
|  
36 mm  
∅  
17 mm  
**M**  
PP



Chelsea

London/  
London Int. Inj

Oxford

Cambridge

GCM1 13/415  
Tipo S  
|  
29 mm  
∅  
27 mm  
**M**  
PP

GCM1 13/415 Tipo S  
|  
28,4 mm  
∅  
28,6 mm  
**M**  
PP

GCM1 13/415 Tipo LS  
|  
29 mm  
∅  
28,1 mm  
**M**  
PP

GCM1 13/415  
Tipo LS  
|  
29,3 mm  
∅  
25,5 mm  
**M**  
PP

GCM1 13/415  
Tipo LS  
|  
26 mm  
∅  
23 mm  
**M**  
PP



Lyon

Helena

Jersey

Okala

GCMi 13/415  
 Tipo AS  
 30 mm  
 26 mm  
**M**  
 PP

GCMi 13/415  
 Tipo AS  
 29 mm  
 21 mm  
**M**  
 PP

GCMi 15/415  
 Tipo ELS  
 31,5 mm  
 19 mm  
**M**  
 PP

GCMi 15/415  
 Tipo 15/117  
 30,5 mm  
 18 mm  
**M**  
 PP



Cupola 15

Brighton

Barcellona/Murcia

Cairo

GCMi 15/415  
 Tipo ELS  
 40 mm  
 17,5 mm  
**M**  
 PP

GCMi 15/415  
 ON SPATULA OR PLUG  
 29 mm  
 27,5 mm  
**M**  
 PP

GCMi 15/415  
 PLUG  
 28 mm  
 22 mm  
**M**  
 PP

GCMi 15/415 - 18/415  
 EUR 5  
 -  
 21,5/22 mm  
 26 mm  
**M**  
 PP



S. Barbara

Olona/Olona inj. Int

Portland

Kendale 15

GCMi 15/415  
 Tipo 15/117  
 39,5 mm  
 18,5 mm  
**M**  
 PP

GCMi 15/415 GCMi 15/415  
 Tipo 15/117 Tipo 15/117  
 36 mm 36,3 mm  
 18,5 mm 18,08 mm  
**M** **M**  
 PP PP

GCMi 15/415  
 Tipo 15/117  
 36 mm  
 18,5 mm  
**M**  
 PP

GCMi 15/415  
 Tipo 15/117  
 37 mm  
 18 mm  
**M**  
 PP



Valencia

Toledo

Elba


Trenton

THREAD 17  
 -  
 26,6 mm  
 19,4 mm  
**M**  
 SAN

GCMi 15/415  
 ON SPATULA  
 28 mm  
 22 mm  
**M**  
 PP

ON ANCONA TRIESTE  
 -  
 29 mm  
 19x19 mm  
**M**  
 ABS

ON ANCONA  
 -  
 31,5 mm  
 21,75x21,75 mm  
**M**  
 ABS

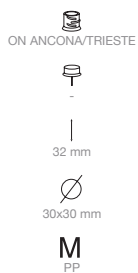


Watteau

Ischia

Ginepro 13

Ginepro 15




Pordenone

Margherita

Margherita arrotondata

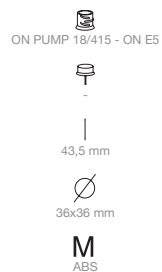
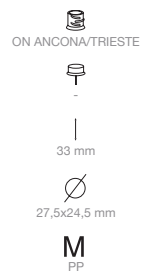
Pervinca



Matisse

Antares

Vulcano



Pervinca arrotondata

Norwich

Cino

